


**EXPERI
MENTA**
CNA



CNA

FLY



**Authors**

Marcos Frasson Ruiz
Sérgio Luis Monteiro da Silva

Director of Education

Marcelo Augustus de Souza Barros

Project Manager

Catarina Pontes

Editors

Fernanda Porto
Victoria Teper

Assistant Editor

Alessandra Souza

Proofreaders

Ana Rita Leandro
Diego F. Lourenço
Jaime Cará Junior
Luis Gustavo Almeida
Maria Rita Corrêa Vieira
Ribeka Suzuki

Series Designer

Juliana De Maio Carnézi

Graphic Designer

Camila Sena Aguiar
Rodolfo Quisberth Melchor

Illustrations

Mayara Lista

Photographs

Adobe
Shutterstock

Audio Production

Rockets Audio

We would like to express our gratitude to the group of students, teachers, and academic coordinators at CNA Vila Mariana and CNA Digital School who piloted the CNA Fly 1 material and provided us with invaluable ideas and feedback. We would also like to extend our acknowledgement to those who participated in the design or assessment sprints: Aline de Carvalho Messias Chaves, Daniel Pena Júnior, David Queiroz, Gabriel Goldzweig, Guilherme Azevedo, Jhony Balisa, Julio Panisa, Laura Bianca, Leticia Tiemi Hata, and Silvana Mendoza Latorre. Special thanks to Ana Cláudia Sá, who was responsible for the market research.

For **CNA Fly 1** every effort has been made to trace all the copyright holders, but if any have been inadvertently overlooked, the publishers will be pleased to make the necessary amendments at the first opportunity.

All rights reserved. No part of this book may be reproduced, stored in a retrieval system, or transmitted in any form or by any means, electronic, mechanical, photocopying, recording, or otherwise, without the prior permission in writing of the publishers.



© Copyright Editora CNA - 2024

Todos os direitos reservados à

Editora CNA Cultural Norte Americano S/A.

CNPJ nº 58.062.779/0001-50

Av. Paulista, 1294 – 7º andar – conjunto 7A/7B

Bela Vista – 01310-100 – São Paulo/SP

www.cna.com.br



STUDENT'S LEARNING PACK



1

LESSON

Hey, nice to meet you!

Lesson objectives

In these lessons you will learn to

- › greet people
- › introduce yourself
- › introduce someone
- › ask and say where someone is from
- › read social media posts and identify key personal information.

Dive in!

1 Where are they? Match the pictures to the places.



Shutterstock/Media_Photos



Shutterstock/wavebreakmedia



Shutterstock/mavo



Shutterstock/THICHA SATAPITANON

- at a conference
- at work
- at school
- at a party

Word Hub

1 [1.0] Listen and match the conversations to the pictures.

Conversation 1 Conversation 2

2 [1.0] Listen again and number the sentences. Then, practice the conversations with a classmate.

Conversation 1

- Sure, here you are.
- Hey. Nice to meet you! My name is Renata.
- Nice to meet you, too!
- Renata, can you lend me a pencil?
- Hi. I'm Enrique.

Conversation 2

- No, he isn't. Please, take a seat.
- Good morning. Nice to meet you, Sara. I'm Joseph.
- Thank you.
- Nice to meet you, too. Is Mr. Jones in his office?
- Good morning. I'm Sara Sisko, the new financial analyst.

3 Organize the greetings.

Hi • Good morning • Hello • Good afternoon • Hiya • Good evening • Hey

Informal

Good afternoon

Formal

Got it!

1 Introduce yourself to the class.

Useful Phrases



Hi! My name is _____.
Hello! I'm _____.

Now I can

- greet people.
- introduce myself.

Dive in!

1



[1.1] Listen and choose the correct option.

- a. Where is Roberto going to? b. Where is Roberto from? c. Where is Martha from?

- London
 Boston
 Paris

- Brazil
 Argentina
 Australia

- Brazil
 Argentina
 Australia

Skills Boost: Reading

1

Ask and answer the questions.

- > Are you on any social media? Which one(s)?
- > Do you post a lot?

2

Read the text below and answer the question.

Most of the people in the posts

- a. want to practice English.
 b. plan to visit the USA or England.
 c. are from the same country.



GINA DABÓ - 2 days ago

Hi! I want to make friends and practice my English. Tell me about you.

Renée Michel: Hi! I'm 24 and I'm from Lyon in France. I want to practice my English too. I want to visit the USA.

Bia: I love Lyon! ❤️❤️❤️

Jean-Paul Martin: I'm 35 and I'm from Lyon too! Let's practice English together.

Bahir K.: Hey, I'm from Morocco, but I live in Cape Town. I'm 24 too! I need to practice my English.

Amina El-Baz: I'm from Morocco too! Where are you from?

Erika Souza: Hello, everybody! My name is Erika. I am 19 and Brazilian. I love English. I want to visit the USA too. Renée let's travel together, hahahahaha.

Juan Esposito: Hi, everyone. I'm from Colombia and I'm 17 y.o. I love languages. I can speak Spanish, English and a little French and Arabic. Renée and Bahir, let's be friends and practice!

Mario Lavacchini: I don't like English, but I need it for my work. 🧑

Pengshi Xiang: Hi. I'm from Chengdu, China. I'm 20 y.o. I go to university in Beijing. I love English and I want to visit England.

Li Wei: English ❤️❤️❤️

Nadia_Azziz: Let's go to England!



3

Look at the options and choose one.



Option 1

Read the messages and check the correct options.

	Are from the same country	Want to visit the same country	Are the same age	Speak four languages	Are students
a. Renée Michel	<input type="checkbox"/>	<input type="checkbox"/>	<input type="checkbox"/>	<input type="checkbox"/>	<input type="checkbox"/>
b. Bia	<input type="checkbox"/>	<input type="checkbox"/>	<input type="checkbox"/>	<input type="checkbox"/>	<input type="checkbox"/>
c. Jean-Paul Martin	<input type="checkbox"/>	<input type="checkbox"/>	<input type="checkbox"/>	<input type="checkbox"/>	<input type="checkbox"/>
d. Bahir K.	<input type="checkbox"/>	<input type="checkbox"/>	<input type="checkbox"/>	<input type="checkbox"/>	<input type="checkbox"/>
e. Amina El-Baz	<input type="checkbox"/>	<input type="checkbox"/>	<input type="checkbox"/>	<input type="checkbox"/>	<input type="checkbox"/>
f. Erika Souza	<input type="checkbox"/>	<input type="checkbox"/>	<input type="checkbox"/>	<input type="checkbox"/>	<input type="checkbox"/>
g. Juan Esposito	<input type="checkbox"/>	<input type="checkbox"/>	<input type="checkbox"/>	<input type="checkbox"/>	<input type="checkbox"/>
h. Mario Lavacchini	<input type="checkbox"/>	<input type="checkbox"/>	<input type="checkbox"/>	<input type="checkbox"/>	<input type="checkbox"/>
i. Pengshi Xiang	<input type="checkbox"/>	<input type="checkbox"/>	<input type="checkbox"/>	<input type="checkbox"/>	<input type="checkbox"/>
j. Li Wei	<input type="checkbox"/>	<input type="checkbox"/>	<input type="checkbox"/>	<input type="checkbox"/>	<input type="checkbox"/>
k. Nadia Azziz	<input type="checkbox"/>	<input type="checkbox"/>	<input type="checkbox"/>	<input type="checkbox"/>	<input type="checkbox"/>



Option 2

Read the comments again and write True or False.

a. Renée Michel and Erika Souza want to visit the USA.	<input type="checkbox"/>
b. Bahir K. is from Cape Town.	<input type="checkbox"/>
c. Mario and Juan love English.	<input type="checkbox"/>
d. Bahir K. and Erika Souza are the same age.	<input type="checkbox"/>
e. Juan Esposito speaks four languages.	<input type="checkbox"/>
f. Pengshi Xiang and Nadia Azziz want to visit England.	<input type="checkbox"/>

4 How do you practice English? Number the options from 1 to 5 according to your preferences. Compare answers with a classmate.



I talk to people on social media.



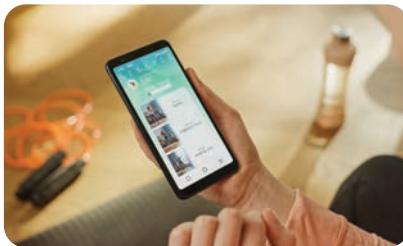
I read books.



I watch movies and series.



I watch videos online.



I use apps on my phone.



Word Hub

1 [1.3] Look at the texts below. Listen and say the numbers.

I'm 35 and I'm from Lyon too!

Jean-Paul Martin

Hi! I'm 24 and I'm from Lyon in France.

Renée Michel

Hello, everybody! My name is Erika. I am 19 and Brazilian.

Erika Souza

Useful Phrases

A: How do you practice English?

B: I like to watch videos online. And you?

A: Really? I like to use apps on my phone.

B: Good idea!

- | | | | |
|----------------|--------------------|------------------------|------------------------|
| 1 one | 9 nine | 17 seventeen | 30 thirty |
| 2 two | 10 ten | 18 eighteen | 40 forty |
| 3 three | 11 eleven | 19 nineteen | 50 fifty |
| 4 four | 12 twelve | 20 twenty | 60 sixty |
| 5 five | 13 thirteen | 21 twenty-one | 70 seventy |
| 6 six | 14 fourteen | 22 twenty-two | 80 eighty |
| 7 seven | 15 fifteen | 23 twenty-three | 90 ninety |
| 8 eight | 16 sixteen | 24 twenty-four | 100 one hundred |

Hiya! Where are you from?



2



[1.4] Listen and underline the stressed syllables. Follow the example.

thirty
forty
fifty
sixty
seventy
eighty
ninety

thirteen
fourteen
fifteen
sixteen
seventeen
eighteen
nineteen

3

Let's test your memory! Ask questions about the people in Skills Boost: Reading – Activity 2.

Renée Michel • Bahir K.

Erika Souza • Juan Esposito

Pengshi Xiang • Jean-Paul Martin

Useful Phrases



A: Where is Renée Michel from?

B: She's from Lyon.

A: How old is she?

B: (I think) she's 24.

Got it!

1

a. Reply to Gina's message in the forum. Write the following information in your post:

- > age
- > hometown/neighborhood
- > country you want to visit

b. Gina received a message from someone in the class, but the message doesn't have the name of the sender. Ask questions to discover who is the author of the post. You can ask:

How old are you?

What country do you want to visit?

Where are you from?

Now I can

- read social media posts and identify key personal information.
- say where I am from.
- ask people where they are from.



your Digital Activities

Dive in!

1



[1.5] Listen to the conversations and check the best option.

The people in the conversations are

- a. talking about their work.
- b. introducing other people.
- c. giving personal information.



2



[1.6] Listen to the beginning of the conversations again and complete the gaps.

Conversation 1

Tina: Hiya!

Beto: Hey, Tina! Good to see you!

Tina: Hey Beto! _____. She's in my class.

Conversation 2

Hector: Hello Lara.

Lara: Hi, nice to see you again. Let me _____, she's our marketing director.

b. Match the pictures above to the conversations.

Conversation 1

Conversation 2



Language Hub

- 1** a. Read the conversation and circle the best option.



Shutterstock/Gorgev

Conversation 1

Roberta: Hello, good morning, Mr. Johnson.
Mr. Johnson: Good morning.
 It **1. am / is / are** nice to see you.
Roberta: Let me introduce you to Ms. Harris, she **2. am / is / are** our new English teacher, she **3. am / is / are** from Australia, too.
Mr. Johnson: Nice to meet you, Ms. Harris.
 I **4. am / is / are** from Melbourne, where **5. am / is / are** you from?
Ms. Harris: I **6. am / is / are** from Sydney.
Mr. Johnson: Sydney **7. am / are / is** such a nice city.
Ms. Harris: Thanks! I like Melbourne, too.

- b. Circle the best option and complete the gaps.

1. The verb to be **changes / stays** the same in the present.
2. I _____
3. You _____
4. He/she _____

Find out more

Grammar guide

Did you know that...?

- ♂ (married and single) → Mr. Andrews
- ♀ (married and single) → Ms. Andrews
- ♀ (married) → Mrs. Almeida
- ♀ (single) → Miss Taylor

- c. Read the conversation and circle the best option.



Shutterstock/garetswork

Conversation 2

Chris: Hi. I **1. am / is / are** Chris.
Alex: Hi. I **2. am / is / are** Alex. Nice to meet you.
Chris: Nice to meet you too.
Alex: **3. Am / Is / Are** you American?
Chris: No, I **4. am not / isn't / aren't**. I **5. am / is / are** Australian.
Alex: Nice! Oh, and this **6. am / is / are** my friend Kim by the way.
Kim: Hey!
Chris: Hi Kim. And where **7. am / is / are** you two from?
Kim: We **8. am / is / are** from Paris in France.
Chris: Cool!

2



[1.7] Listen and check your answers. Then practice the conversations with a classmate.

3



[1.8] Listen and circle the option you hear.

- a. I am / I'm from Brazil.
- b. You are / You're from Australia.
- c. She is / She's from the American office.
- d. He is / He's from Mexico.
- e. It is / It's nice to meet you..
- f. We are / We're from France
- g. You are / You're the new teacher.
- h. They are / They're from France.

4

Complete the gaps with the words in the box.

this • are • introduce • from • Ms. • meet • is

Chris: Paris is a great city...

Mr. Johnson: Hello.

Chris: Hi Mr. Johnson.

Mr. Johnson: Let me **a.** _____ you to your new teacher,
b. _____ Harris.

Ms. Harris: Hi! What are your names?

Chris: I'm Chris, **c.** _____ is Alex and this **d.** _____ his friend Kim.

Ms. Harris: Nice to **e.** _____ you, Chris, Alex and Kim. Where are you
f. _____?

Kim: Alex and I **g.** _____ from France and Chris is from ...

Alex: Australia, right?

Chris: Yes, that's right!

Ms. Harris: Great, there are students from many different countries in our class!



Got it!

1 Look at the pictures below. What can you see? Complete the conversations with your own ideas.

2 Choose one of the situations above and practice it with a classmate.



Shutterstock/NDAB Creativity



Shutterstock/Daniel M Ernst

Conversation 1

A: Hi, I'm _____.

B: _____, I'm _____.

A: This is _____.

B: Hey, _____.

A: _____ you from?

C: _____ is from _____
and I'm _____.

Conversation 2

A: _____ I'm _____.

B: Nice to meet you. My name is _____.

A: Nice to meet you, too.

B: Let me introduce _____
_____.

A: Hello, _____.

B: Where are _____?

C: We are _____.

Useful Phrases



This is _____. (neutral)
Let me introduce you to _____. (more formal)

Now I can

introduce someone.



your Digital Activities

Sorry, how do you spell your name?

Meet new people and check how to spell their name.
p. 21



How do you spell your name?

It's A-I-M-E-E.



When you meet new people, you might ask someone to spell their name for clarification. Review the alphabet to prepare.

Getting to know new people


Introduce yourself and a friend at a party full of new people. p. 21





Fill in an online profile!

Complete an online profile with your information. **p. 22**



Celebrity nationality quiz

Guess where the celebrities are from! **p. 23**



Higher or lower

Guess people's ages! **p. 23**



Final Challenge



Option 1





Do a survey.

You're at an international event.
Check the context you prefer.

The event is at your:

- school
- college
- company

1 a. Interview your classmates and complete the table with the required information.

 FULL NAME	 AGE	 CITY	 NATIONALITY

b. Imagine you are the event and introduce your classmates to each other.





Option 2

Record a video.


1 Record a short video introducing yourself.

Check the context you prefer:

- school
- college
- company

Remember to include:

- > greetings
- > your name
- > your age
- > your city
- > your nationality



Looking Back

Evaluate your progress in Unit 1.



I NEED HELP



PERFECT SCORE!

I can

introduce someone.



ask and say where someone is from.



read social media posts and identify key personal information.



greet people



introduce myself



Evaluate your progress on the course so far.



Listening

- I'm happy!
- I'm ok.
- I need to work harder.



Speaking

- I'm happy!
- I'm ok.
- I need to work harder.



Reading

- I'm happy!
- I'm ok.
- I need to work harder.

Shutterstock/bsd studio



DIGITAL
ACTIVITIES



AUDIOS



Sorry, how do you spell your name?

- 1 Imagine it is your first day at an international school. Use the cards on page 205 and role-play the situation saying your name and asking how to spell your classmate's name.



Useful Phrases

- A: Hello/hi.
- B: Hi.
- A: What's your name?
- B: My name is _____.
- A: How do you spell your name?
- B: It's _____.
- A: Oh, cool!

Getting to know new people

- 1 Imagine you are at a party. Introduce yourself and your classmate.
- 2 Then, choose a person/people and a place from the cards on page 205, and role-play the situation. Introduce yourself and other people in different contexts.

Useful Phrases

Hi/Hiya!
 Nice to _____
 I'm _____ and this is
 _____.



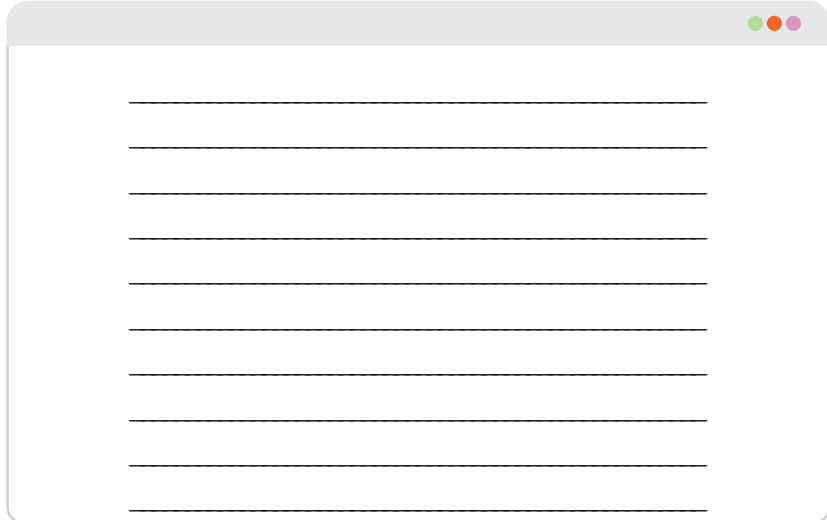
Shutterstock/Studio Romantic

Fill in an online profile!

1 Complete a short personal profile for your school, university, or work website.

Include:

- > your name
- > age
- > nationality
- > city



Shutterstock/ Cookie Studio

Celebrity nationality quiz

- 1 Make a list of 5 celebrities and where they are from.
- 2 Take turns to quiz each other by asking and answering where they are from.

Useful Phrases

A: Where is _____ from?

B: I think he/she is from _____.

A: Yes, that's right! / No, try again!

Let's see how many points you have.

You have points in total, well done!



Shutterstock/wk_st

Correct country = **1 point**
Correct country and city = **2 points**

Higher or lower

- 1 Challenge your classmate(s) to guess people's ages.

A: Choose a picture of friends, family, or someone you admire (a famous person, for example) to show your classmate(s).

B: Ask questions about the person/people in the picture and guess how old they are.

A: Use higher or lower to help your classmate(s) guess the right age.

Higher = the person is older, try again.

Lower = the person is younger, try again.

Useful Phrases

A: Here is my picture.

B: What's her/his name?

A: Her/his name is _____.

B: Mmm... I'm not sure, I think she/he is .

A: Wow, you got it!

No, higher/lower.

B: Ok, maybe ?




Shutterstock/Slatan



We can use **personal pronouns** to talk about people or things.

1 Study the personal pronouns.



2 Use the personal pronouns to complete the sentences.

- _____ is from Italy. (Carmen)
- _____ are Brazilian. (My mother and I)
- _____ are students. (Paul and Bruno)
- _____ is new. (The book)
- _____ is my friend. (Bob)
- f.** A: Are _____ from Peru?
B: Yes, we are.
- g.** A: What's your name?
B: _____ am Beto.

We use the **verb to be** in the **present simple** to introduce ourselves and share personal information.

Affirmative

I **am**
 He/She/It **is** Brazilian.
 We/You/They **are**

Interrogative

Am I
Is he/she/it Brazilian?
Are we/you/they

Negative

I **am not**
 He/She/It **is not/isn't** Brazilian.
 We/You/They **are not/aren't**

Contractions

Is not is usually contracted to **isn't**.
Are not is usually contracted to **aren't**.
 Do not use the contracted form in affirmative short answers.

Shutterstock/Liana-Magieva

3 Circle the best option to complete the conversations.

Conversation 1

- A: Hi. What **a. am / 's / 're** your name?
 B: My name **b. am / 's / 're** Maggie. And you? What **c. am / 's / 're** your name?
 A: I **d. 'm / 's / 're** Ahmed. Nice to meet you, Maggie.
 B: Nice to meet you, too. Ahmed. Where **e. am / is / are** you from?
 A: I **f. 'm / 's / 're** from Saudi Arabia. And you? **g. Am / Is / Are** you Chinese?
 B: Yes, I **h. am / is / are**.
 A: Cool! I have some very good friends and they **i. 'm / 's / 're** from China too!

Conversation 2

- A: **a. Am / Is / Are** your teacher English?
 B: No, he **b. am not / isn't / aren't**.
 A: Where **c. am / is / are** he from?
 B: He **d. 'm / 's / 're** from Brazil.

ANSWER KEY
 Activity 2: a. She b. We c. They d. It e. He f. You g. I
 Activity 3: Conversation 1: a. 's b. 's c. 's d. 'm e. are f. 'm g. Are h. am i. 're
 Conversation 2: a. Is b. isn't c. is d. 's



We can use the **present simple** to

- > share personal information (name, nationality, age, occupation, where you live, etc)
- > talk about our routine and things we like

1 Use the examples in the box to complete the table.

<p>Do you speak German?</p> <p>I live in Mexico City.</p> <p>What do you do?</p> <p>I don't work.</p>	AFFIRMATIVE	Use the base form of the verb.	a. _____ _____
	NEGATIVE	Use don't (do+ not) before the verb.	b. _____ _____
	INTERROGATIVE ("yes or no" questions)	Use do at the start.	c. _____ _____
	INTERROGATIVE (Wh-questions)	Use do after the question word (What, Where, Who, When, etc)	d. _____ _____ _____



2 Transform the sentences and complete the chart.


Affirmative	Negative	Interrogative
a. _____	I don't speak French.	b. _____
c. _____	d. _____	Do you live in France?
I work from home.	e. _____	f. _____



3 Complete the questions with **What** or **Where**. Then, answer the questions.

- a.** _____ do you do? _____
- b.** _____ do you do for fun? _____
- c.** _____ do you live? _____
- d.** _____ do you work? _____



Sorry, how do you spell your name?
Getting to know new people




Name:
Otto Schneider
Age:
18
From:
Munich,
Germany




Name:
Monica Accardi
Age:
35
From:
Salvador, Brazil



Name:
Renée and
Suzanne Lavigne
Age:
23 and 19
From:
Toulouse, France



Name:
Sarah Abdullah
Age:
21
From:
Manchester,
England




Name:
Roberto
Bulgheroni
Age:
25
From:
Florence, Italy




Name:
Xiang and Chun
Zhang
Age:
22 and 28
From:
Beijing, China



Name:

Age:

From:






Name:

Age:

From:



Communication Hub | p.133 – Practice Zone –



YOUR IDEA

p. 5 - Word Hub - Activity 1 [track 1.0]

Conversation 1

Enrique: Hi. I'm Enrique.
Renata: Hey, nice to meet you!
 My name is Renata.
Enrique: Nice to meet you, too! Renata, can you lend me a pencil?
Renata: Sure, here you are.
Teacher: Ok, class. Let's check the answers to activity 2. Enrique, can you ...

Conversation 2

Sara: Good morning. I'm Sara Sisko, the new financial analyst.
Joseph: Good morning. Nice to meet you, Sara. I'm Joseph.
Sara: Nice to meet you, too. Is Mr. Jones in his office?
Joseph: No, he isn't. Please, take a seat.
Sara: Thank you!

p. 6 - Dive in! - Activity 1 [track 1.1]

Roberto: Excuse me. Do you speak English?
Martha: Yes, I do.
Roberto: That's great! Is this the gate for the flight to Boston?
Martha: Yes, it is.
Roberto: Thanks! Sorry for asking. Are you English?
Martha: No, I'm from Australia.
Roberto: Awesome.
Martha: And you? Where are you from?
Roberto: I'm from Brazil. By the way, I'm Roberto.
Martha: Nice to meet you, Roberto. I'm Martha.
Roberto: Nice to meet you, too, Martha.
Martha: So will this be your first time in Boston...?

p. 8 - Word Hub - Activity 1 [track 1.3]

one	thirteen	thirty
two	fourteen	forty
three	fifteen	fifty
four	sixteen	sixty
five	seventeen	seventy
six	eighteen	eighty
seven	nineteen	ninety
eight	twenty	one hundred
nine	twenty-one	
ten	twenty-two	
eleven	twenty-three	
twelve	twenty-four	

p. 9 - Word Hub - Activity 2 [track 1.4]

thirty	thirteen
forty	fourteen
fifty	fifteen
sixty	sixteen
seventy	seventeen
eighty	eighteen
ninety	nineteen

p. 10 - Dive in! - Activity 1 [track 1.5]

Conversation 1

Tina: Hiya!
Beto: Hey, Tina! Good to see you!
Tina: Hey, Beto! This is Carla. She's in my class.
Beto: Nice to meet you, Carla.
Carla: Nice to meet you, too. Beto.
Beto: So, Carla, where are you from?
Carla: I'm from Rome.
Beto: Really?! I love Italy. My family is originally from there.
Carla: Really? Where are they from?
Beto: They are from Puglia.
Carla: That's such a nice region in Italy! But are you Italian?
Beto: No, I'm not. I'm Brazilian.
Carla: Cool. There are some Brazilian students in our class. They're from...

CONVERSATION 2

Hector: Hello, Lara.
Lara: Hi, nice to see you again. Let me introduce you to Sam, she's our marketing director.
Hector: Nice to meet you, Sam. I'm Hector.
Sam: Nice to meet you, Hector. Are you from the American office?
Hector: No, I'm from Mexico and work in Mexico City.
Sam: Oh, fantastic.
Lara: Mexico City is beautiful.
Hector: Yes, it is! And where are you from?
Lara: We're from South Africa.
Hector: Oh, great!

Answer Key

LESSON 1

Hey, nice to meet you!

p. 5 – Dive in – Activity 1

- a. at school c. at work
b. at a conference d. at a party

p. 5 – Word Hub – Activity 1

Conversation 1: a

Conversation 2: c

p. 5 – Word Hub – Activity 2

Conversation 1: 4-2-3-1

Conversation 2: 4-2-5-3-1

p. 5 – Word Hub – Activity 3



Hi	Hello	Good morning
Hey		Good afternoon
Hiya		Good evening

p. 4 – Dive in! – Activity 1

- a. Boston b. Brazil c. Australia

p. 6 – Skills Boost: Reading – Activity 2

a

p. 7 – Skills Boost: Reading – Activity 3 – Option 1

	Are from the same country	Want to visit the same country	Are the same age	Speak four languages	Are students
a. Renée Michel	<input checked="" type="radio"/>	<input checked="" type="radio"/>	<input checked="" type="radio"/>	<input type="radio"/>	<input type="radio"/>
b. Bia	<input type="radio"/>	<input type="radio"/>	<input type="radio"/>	<input type="radio"/>	<input type="radio"/>
c. Jean-Paul Martin	<input checked="" type="radio"/>	<input type="radio"/>	<input type="radio"/>	<input type="radio"/>	<input type="radio"/>
d. Bahir K.	<input checked="" type="radio"/>	<input type="radio"/>	<input checked="" type="radio"/>	<input type="radio"/>	<input type="radio"/>
e. Amina El-Baz	<input checked="" type="radio"/>	<input type="radio"/>	<input type="radio"/>	<input type="radio"/>	<input type="radio"/>
f. Erika Souza	<input type="radio"/>	<input checked="" type="radio"/>	<input type="radio"/>	<input type="radio"/>	<input type="radio"/>
g. Juan Esposito	<input type="radio"/>	<input type="radio"/>	<input type="radio"/>	<input checked="" type="radio"/>	<input type="radio"/>
h. Mario Lavacchini	<input type="radio"/>	<input type="radio"/>	<input type="radio"/>	<input type="radio"/>	<input type="radio"/>
i. Pengshi Xiang	<input type="radio"/>	<input checked="" type="radio"/>	<input type="radio"/>	<input type="radio"/>	<input checked="" type="radio"/>
j. Li Wei	<input type="radio"/>	<input type="radio"/>	<input type="radio"/>	<input type="radio"/>	<input type="radio"/>
k. Nadia Azziz	<input type="radio"/>	<input checked="" type="radio"/>	<input type="radio"/>	<input type="radio"/>	<input type="radio"/>

p. 7 – Skills Boost: Reading – Activity 3 – Option 2

- a. T c. F e. T
b. F d. F f. T

p. 9 – Word Hub – Activity 2

- | | |
|---------|-----------|
| thirty | thirteen |
| forty | fourteen |
| fifty | fifteen |
| sixty | sixteen |
| seventy | seventeen |
| eighty | eighteen |
| ninety | nineteen |

p. 9 – Word Hub – Activity 3

- Renée Michel – Lyon, France, 24 years old
Bahir K. – Morocco, 24 years old
Erika Souza – Brazil, 19 years old
Juan Esposito – Colombia, 17 years old
Pengshi Xiang – Chengdu, China, 20 years old
Jean-Paul Martin – Lyon, France, 35 years old

p. 10 – Dive in! – Activity 1

b

p. 10 – Dive in! – Activity 2a

Conversation 1: This is Carla.

Conversation 2: Let me introduce you to Sam.

p. 10 – Dive in! – Activity 2b

Conversation 1: b

Conversation 2: a

p. 11 – Language Hub – Activity 1a

Conversation 1:

- | | | | |
|-------|-------|--------|-------|
| 1. is | 3. is | 5. are | 7. is |
| 2. is | 4. am | 6. am | |

p. 11 – Language Hub – Activity 1b

- | | |
|------------|--------|
| 1. changes | 3. are |
| 2. am | 4. is |

p. 11 – Language Hub – Activity 1c

- | | | | |
|-------|-----------|-------|--------|
| 1. am | 3. Are | 5. am | 7. are |
| 2. am | 4. am not | 6. is | 8. are |

p. 12 – Language Hub – Activity 3

- a. I'm from Brazil.
b. You're from Australia.
c. She is from the American office.
d. He's from Mexico.
e. It's nice to meet you..
f. We are from France
g. You are the new teacher.
h. They're from France.

p. 12 – Language Hub – Activity 4

- | | | |
|--------------|---------|--------|
| a. introduce | d. is | g. are |
| b. Ms. | e. meet | |
| c. this | f. from | |



Experimenta CNA Fly is a two-level course in English as a Foreign Language for young adults and adults. The **Experimenta CNA Fly** series emphasizes language as communication, focusing on how people use it to express their intentions, feelings, emotions, and personal beliefs.

Experimenta CNA Fly is an A1 level English course for elementary students.

Key features

- › Personalized learning
- › Communicative approach
- › Task-based activities with real-life applicability
- › Integrated use of technology in class
- › Useful phrases
- › Grammar tips
- › Attractive design

CNA Fly 1 components

- › Student's Learning Pack
- › Audio Files
- › Digital Activities
- › Teacher's Toolkit

